

Investor Presentation

March 2023



Outline

- Overview 3
- 2H and FY 2022 Results 6
- Growth Strategy 18
- Commitment to Sustainability 22
- Additional Information 27

Constituent of:



MSCI Singapore
Small Cap Index



FTSE ST Large
& Mid-Cap Index

Awards and Accreditations¹:

Signatory of:



1. Keppel Infrastructure Fund Management Pte Ltd is a signatory to the United Nations-supported Principles for Responsible Investment, under the membership of Keppel Capital.

Overview



Largest SGX-listed Diversified Infrastructure Business Trust

Providing exposure to the resilient and growing global infrastructure sector

\$S7.3b AUM


Portfolio of scale providing global access to attractive real assets

12 evergreen businesses and concession assets

underpinned by strong secular tailwinds

10 mature economies

Focused on investment grade jurisdictions with well-developed regulatory frameworks and strong sovereign credit ratings



NORWAY and SWEDEN
ENERGY TRANSITION

- European Onshore Wind Platform



GERMANY
ENERGY TRANSITION

- Borkum Riffgrund 2 (BKR2)



SOUTH KOREA
ENVIRONMENTAL SERVICES

- Eco Management Korea Holdings (EMKH)



SINGAPORE
ENERGY TRANSITION

- City Energy
- Keppel Merlimau Cogen Plant



ENVIRONMENTAL SERVICES

- Senoko Waste-to-Energy (WTE) Plant
- Keppel Seghers Tuas WTE Plant
- Keppel Seghers Ulu Pandan NEWater Plant
- SingSpring Desalination Plant



KINGDOM OF SAUDI ARABIA
ENERGY TRANSITION

- Aramco Gas Pipelines Company



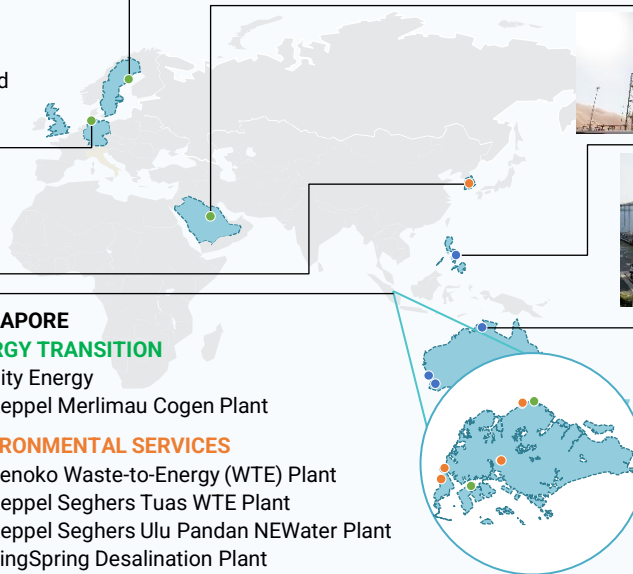
THE PHILIPPINES
DISTRIBUTION & STORAGE

- Philippine Coastal Storage & Pipeline Corporation (Philippine Coastal)



AUSTRALIA & NEW ZEALAND
DISTRIBUTION & STORAGE

- Ixom



Building the Infrastructural Foundation for a Sustainable Future

Focus on evergreen, yield accretive businesses and assets that will benefit from secular growth trends



2 WTE plants with a combined capacity to **treat approx. 40% of municipal incinerable waste**, and diverting waste from landfill



Capable of **processing up to 16% of desalinated water** and **26% of NEWater supply in Singapore**



Made headways in renewable energy market in 2022: ~10% of AUM as at 31 Dec 2022

3

Business segments

Energy Transition:

Supports the transition to a low-carbon economy

- City Energy
- Keppel Merlimau Cogen Plant
- Aramco Gas Pipelines Company
- European Onshore Wind Platform
- Borkum Riffgrund 2 (BKR2)

Environmental Services

Provides the essential services that protect human health and safeguard the environment

- Keppel Seghers Ulu Pandan NEWater Plant
- SingSpring Desalination Plant
- Senoko WTE Plant
- Keppel Seghers Tuas WTE Plant
- Eco Management Korea Holdings

Distribution & Storage

Supports the circular economy, driving economic growth

- Ixom
- Philippine Coastal

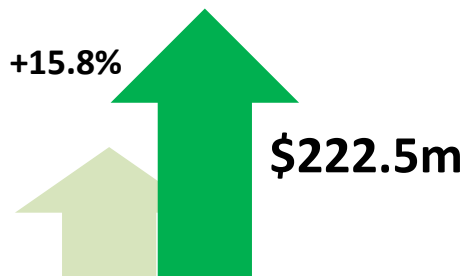
2H and FY 2022 Results



FY 2022 Highlights

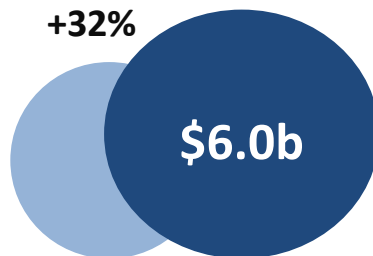
Strong performance supported by portfolio growth and transformation

Distributable income (DI)



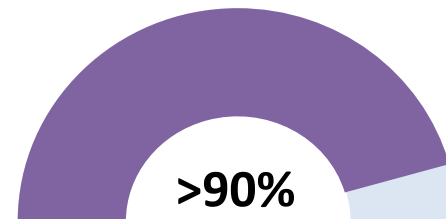
Supported by higher contributions from Ixom and distributions from Aramco Gas Pipelines Company (AGPC)

Total Assets



Enlarged footprint with investments in AGPC, wind farm assets in Europe and leading waste platform in South Korea

Benefit from inflation



~65% of portfolio with costs pass through mechanism / CPI-linked; and ~30% in businesses with leading position and price-setting capabilities

Higher EBITDA

+26.6%

Higher FY 2022 EBITDA of \$402.0m¹

DPU growth

3.82 cents

for FY 2022, 1% higher than FY 2021's 3.78 cents

Portfolio Valuation

\$7.3b in AUM²

Appointed EY for inaugural annual portfolio valuation

Loans hedged

72.0%³

of floating interest rates hedged as at 31 Dec 2022

1. Excludes gain on Ixom's divestment of Fiji business (\$\$0.5m), one-off acquisition related cost incurred for new investments (\$\$58.8m), impairment loss on the Lista onshore wind farm in Norway (\$\$7.7m) and investment in Philippine Coastal (\$\$68.1m), unrealized exchange gain (\$\$0.4m), and fair value gain on the investment in AGPC (\$\$20.8m). Group adjusted EBITDA would be \$\$289.1m without the adjustments.

2. Represents KIT's equity stake in the Enterprise Value of its investments plus cash held at the Trust.

3. Excluding the equity bridge loans utilised in 2022 to partially fund the acquisitions of EMKH and BKR2, loans hedged would be ~90%.

Driving Portfolio Growth through New Acquisitions

Expanding presence to AA and AAA-rated countries in Asia and Europe

2019

2021

2022: Increased Total Assets by 32% to \$6.0b as at end-Dec 2022

Feb 2019
Acquired 100%
stake in **Ixom**



Jan 2021
Acquired 50%
interest in
Philippine Coastal



Feb 2022
Acquired 49%
stake in **Aramco
Gas Pipelines
Company** as part
of a consortium



Jun 2022
Signed MOU with
Jinko Power to
**explore solar farm
and energy storage
investments**



Jun 2022
Entered term sheet
to acquire 100%
economic interest
in **Keppel Marina
East Desalination
Plant (KMEDP)**¹



Jun 2022
Bought remaining
30% stake in the
**SingSpring
Desalination Plant**



Sep 2022
Acquired a 13.4%
interest in a **European
Onshore Wind
Platform**, with three
wind farms across
Norway and Sweden



Oct 2022
Acquired a 52%
interest in **Eco
Management Korea**,
an integrated waste
platform in South
Korea



Dec 2022
Acquired a 20.5%
interest in **BKR2**,
an offshore wind
farm in Germany



1. Proposed acquisition of 50% stake in Marina East Water, owner of KMEDP. Transaction structure results in KIT becoming beneficiary of 100% economic interest in KMEDP.

Growing the Energy Transition and Environmental Service sectors

Completed three transformative acquisitions in 2H 2022 that support long-term DIPU growth



European Onshore Wind Platform¹



BKR2 – German Offshore Wind Farm¹



EMKH – Integrated Waste Platform¹

Description

- 3 operating wind farms in Norway and Sweden with total power generation capacity of 258MW, and 1.2GW² of pipeline opportunity in Sweden and UK

- 465MW operating wind farm in the North Sea off the coast of Germany, an area with strong wind resources

- Leading integrated waste management player in South Korea

Operating partner

- Fred Olsen Renewables AS (FORAS): one of the largest renewables independent power producers in Northern Europe with 788MW of operating wind farms and ~3.5GW pipeline as at 30 Sep 2022

- Ørsted AS: the largest developer and operator of offshore wind farms in the world with 8.9GW installed capacity and ~2.2GW under construction as at 31 Dec 2022

- In-house O&M: best-in-class maintenance capabilities with value-add potential

Key highlights

- ✓ Built-in growth potential with de-risked asset dropdowns from FORAS

- ✓ Predictable cashflows with FiT regime; receives higher of FiT or capture price

- ✓ Evergreen business³ with high barriers to entry

KIT equity contribution and effective stake

- €131.2m (~\$191.6m)⁴
- 13.4%⁴

- €250.1m (~\$365.1m)⁴
- 20.5%⁴

- ₩296.7b (~\$315.6m)
- 52.0%

1. Jointly defined as the “Acquisitions”.

2. As of 31 Dec 2022. FORAS is committed to inject and investors are committed to invest in 49% of eligible FORAS pipeline projects, up to the FundCo capital commitment of €480m or within 5 years from the entry into the Subscription Agreement.

3. Landfill business commenced in Jan 2022 with a useful life of approx. 10 years.

4. KIT invests as part of JVCo with KRI, where KIT contributes 82% share of the JVCo’s required equity commitment. Total effective stake acquired by the JVCo is 16.3% in the European Onshore Wind Platform, and 25.0% in BKR2.

Growing the Energy Transition and Environmental Service sectors (cont'd)



1 Transformative acquisitions that align with KIT's growth strategy

- Strong sectoral megatrends underpin portfolio
- Well-balanced mix of infrastructure businesses and assets in developed markets with best-in-class partners

Accounts for 16% of KIT's FY2022 AUM of S\$7.3bn¹



2 Growing KIT's exposure to green infrastructure segments

- Benefit from secular tailwinds of a circular economy
- Well-positioned in the global decarbonisation roadmap

723 MW
Operational
Capacity

~1.2GW²
Exclusive
Pipeline



3 Strengthens cash flow resilience

- Improved cash flow visibility post Acquisitions
- Leverage proprietary expertise across the Keppel Group to achieve further growth

Expanded presence into 5 developed jurisdictions with AA to AAA credit ratings



4 Accretive acquisitions

- Created new long-term income streams for Unitholders during 2H 2022, supporting sustainable FFO and DIPU growth

Growth
in FFO

DIPU
Accretion



5 Reinforces KIT's commitment to ESG targets

- Drive long-term value creation through sustainable investments
- Support the global climate agenda

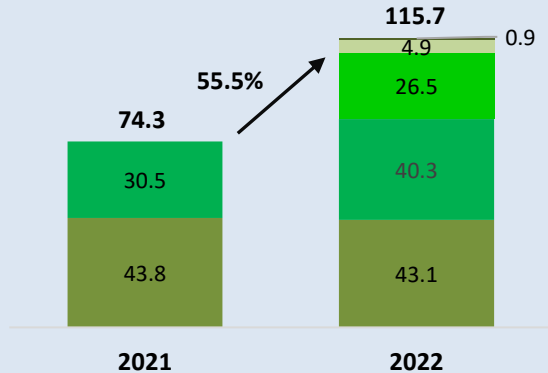
▲ Exposure to renewable energy to 10% of AUM

1. Based on FY2022 AUM, following the AUM Portfolio Valuation.

2. As of 31 Dec 2022. As part of the Wind Fund Acquisition, Wind Fund has a five-year exclusive right and obligation to further co-invest with a 49% stake in a pipeline of onshore wind projects across Sweden and United Kingdom with FORAS.

Energy Transition

Distributable Income (\$m)



■ BKR2 (completed on 22 Dec 2022)

■ European Onshore Wind Platform (completed on 8 Sep 2022)

■ AGPC (completed on 23 Feb 2022)

■ City Energy

■ KMC

- Higher DI mainly due to the over recovery at City Energy, as well as maiden contributions from AGPC and wind farm assets

European renewable energy investments

- European Onshore Wind Platform and BKR2 continue to benefit from higher electricity prices
- Continue to monitor the energy regulatory policies in Europe

City Energy

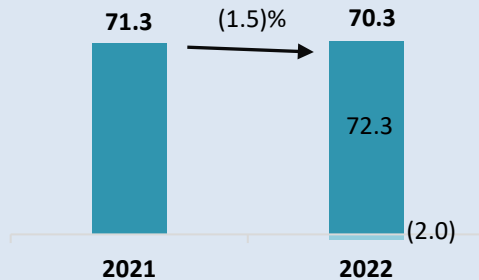
- Customer base grew 2% YoY to 886,000 as at Dec 2022 with significant recovery from the F&B sector
- Optimised capital structure with \$400m loan facility in Jan 2023
- Continue to grow the EV charging business with new sites secured; expanding suite of smart home solutions

KMC

- Achieved 97.8% contracted availability for FY 2022
- No tariff exposure to the Singapore wholesale electricity market and no exposure to fluctuations in fuel prices

Environmental Services

Distributable Income (\$m)

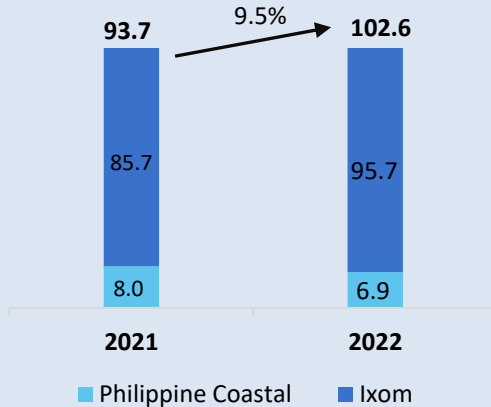


- Singapore waste and water assets
 - EMKH (completed on 20 Oct 2022)
- Lower DI mainly due to an initial negative contribution from EMKH as a result of regular maintenance and growth capex incurred for an incineration plant post-acquisition

- **Eco Management Korea Holdings (EMKH)**
 - Re-appointed CEO; business integration in progress
 - Maintained full utilization of incineration business; oil refining and landfill business remained healthy
- **Singapore waste and water assets:** fulfilled contractual obligations; operations remained stable
- Signed MOU with Keppel Infrastructure to explore low carbon water solutions at the **SingSpring Desalination Plant** and the **Ulu Pandan NEWater Plant**
- Higher electricity costs at the **Keppel Seghers Ulu Pandan NEWater Plant**, offset by gains from energy efficiency at the **SingSpring Desalination Plant** which is fully passed through
- **Senoko WTE Plant** and **Keppel Seghers Tuas WTE Plant** generate their own electricity and have no exposure to energy price volatility

Distribution & Storage

Distributable Income (\$m)



- Higher DI from Ixom due mainly to continued strong performance across all business sectors
- Lower DI from Philippine Coastal due mainly to higher capex incurred on tank conversion

▪ Ixom

- Completed three bolt-on acquisitions in FY 2022: Bituminous Products, Aromatic Ingredients and Pure Ingredients
- Robust performance with healthy demand across sectors
- Strategic review in progress, on track for conclusion by 1H 2023

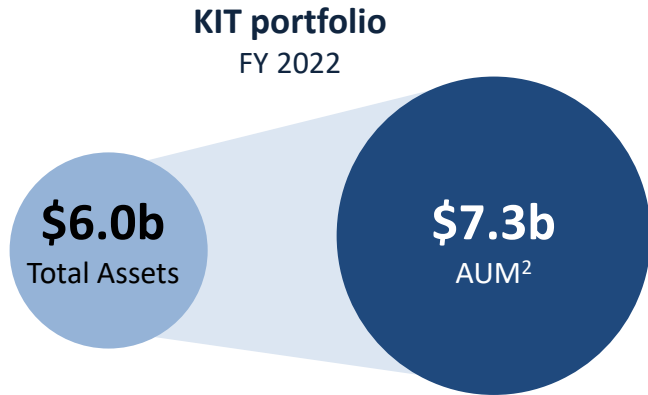
▪ Philippine Coastal

- Utilisation rate of 90.5% as at end-Dec 2022, up from 81% as at end-Sep 2022, supported by the reopening of the economy
- Completed tank conversion to support economic recovery and the increasing demand for economical grade gasoline
- Seeking expansion opportunities, including building new tanks in the Subic Bay Area

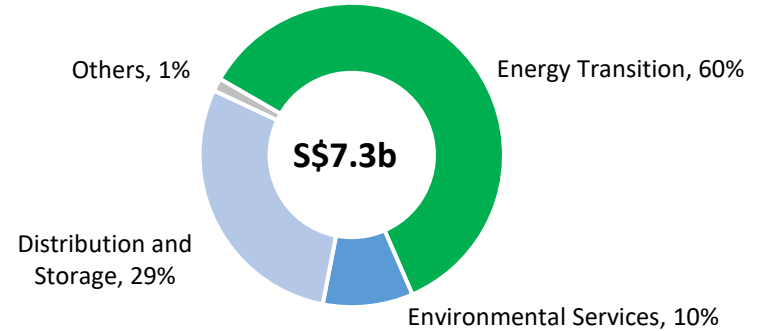
Inaugural Portfolio Valuation

AUM of \$7.3b for FY 2022

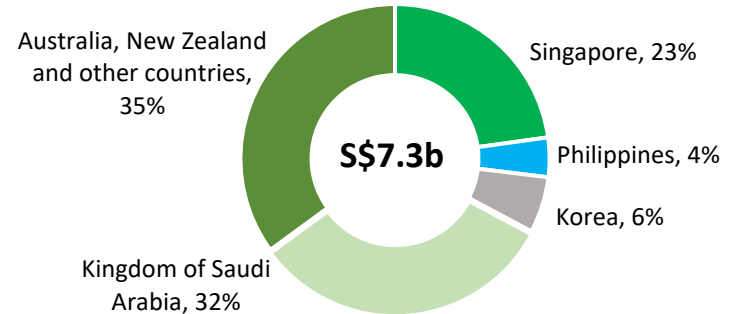
- Improve portfolio transparency and better reflect asset values
- Conducted by independent third-party valuer, Ernst & Young¹
- Reflects enlarged portfolio AUM of \$7.3b for FY 2022



By Business and Assets



By Geography



1. Ixom's valuation is based on KIT's internal valuation, while valuations of the European Onshore Wind Platform, BKR2 and EMKH are based on the enterprise value of the acquisitions.

2. Represents KIT's equity stake in the enterprise value of its investments plus cash held at the Trust.

Distributable Income

Stronger performance supported by portfolio growth





S\$'000	2H 2022	2H 2021	+ /(-) %	FY 2022	FY 2021	+ /(-) %
Energy Transition	78,916	31,285	>100.0	115,667	74,376	55.5
- City Energy	26,506	10,805	>100.0	40,274	30,528	31.9
- Aramco Gas Pipelines Company	26,533	-	NM	26,533	-	NM
- KMC	20,132	20,480	(1.7)	43,115	43,848	(1.7)
- European Onshore Wind Platform	4,875	-	NM	4,875	-	NM
- BKR2	870	-	NM	870	-	NM
Environmental Services	32,827	35,386	(7.2)	70,291	71,331	(1.5)
- Singapore waste and water assets	34,807	35,386	(1.6)	72,270	71,331	1.3
- EMKH	(1,979)	-	NM	(1,979)	-	NM
Distribution & Storage	58,980	51,220	15.2	102,610	93,705	9.5
- Ixom	55,841	46,955	18.9	95,678	85,678	11.7
- Philippine Coastal	3,139	4,265	(26.4)	6,392	8,027	(13.6)
Subtotal	170,723	117,891	44.8	288,568	239,412	20.5
KIT and Holdco¹	(35,798)	(26,330)	(36.0)	(66,075)	(47,202)	(40.0)
Distributable Income²	134,925	91,561	47.4	222,493	192,210	15.8

1. Comprises Trust expenses and distribution paid/payable to perpetual securities holders, management fees and financing costs. The higher costs were due to the issuance of the Series 2 perpetual securities on 9 Jun 2021 as well as the Series 3 and 4 Medium Term Notes on 1 Dec 2021 and 5 May 2022 respectively.
2. "Free Cash Flow to Equity" has been re-named to "Distributable Income (DI)", with no change to computation, i.e. DI is computed as Funds from Operations less mandatory debt repayment and other charges, credits or adjustments as deemed appropriate by the Trustee-Manager.

Balance Sheet

Building a strong balance sheet to support growth plans

- Comfortable debt headroom for growth: Approx. \$300m to 45% net gearing level
- Undrawn committed credit facilities: \$184m
- Mitigating impact of currency fluctuations: 70.5% foreign distributions hedged
- Weighted average term to maturity: Approx. 2.6 years for debt profile

	Balance Sheet (S\$'m)	31 Dec 2022	31 Dec 2021
 Net gearing 39.8%	Cash	536	817
 Weighted average interest rate 3.7%	Borrowings	2,907	1,730
 Net debt / EBITDA 5.1x	Net debt	2,371	913
 Loans hedged 72.0%	Total assets	5,963	4,501
	Total liabilities	4,056	2,761
	Annualised Group EBITDA	465 ^{1,2,4}	318 ^{3,4}

1. Excludes gain on Ixom's divestment of Fiji business (S\$0.5m), one-off acquisition related cost incurred for new investments (S\$58.8m), impairment loss on the Lista onshore wind farm in Norway (S\$7.7m) and investment in Philippine Coastal (\$68.1m), unrealized exchange gain (S\$0.4m), fair value gain on the investment in AGPC (S\$20.8m). Group annualised EBITDA would be S\$352.1m without the adjustments.

2. Includes annualised share of profits from BKR2 and European Onshore Wind Platform based on equity accounting.

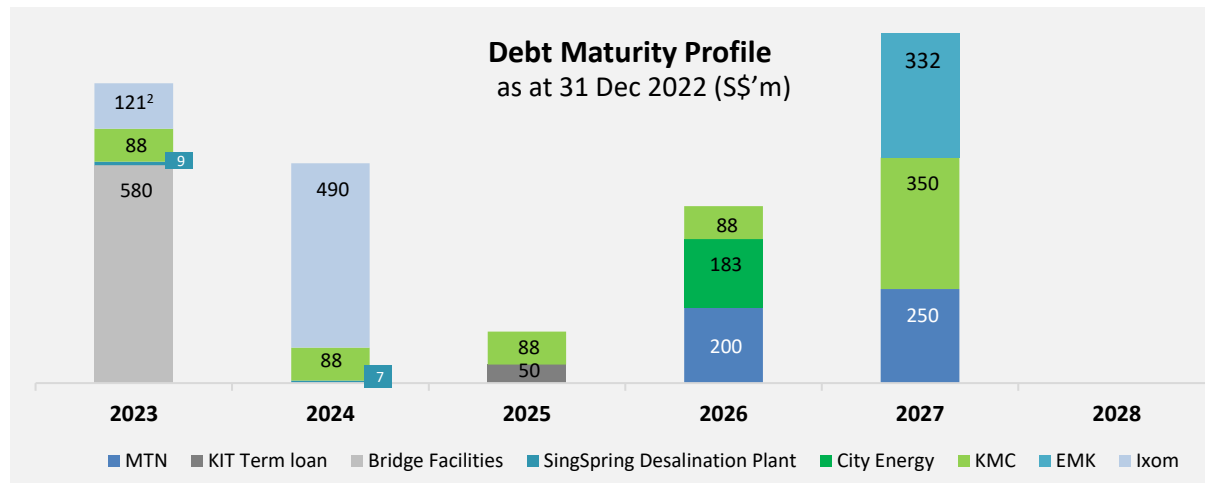
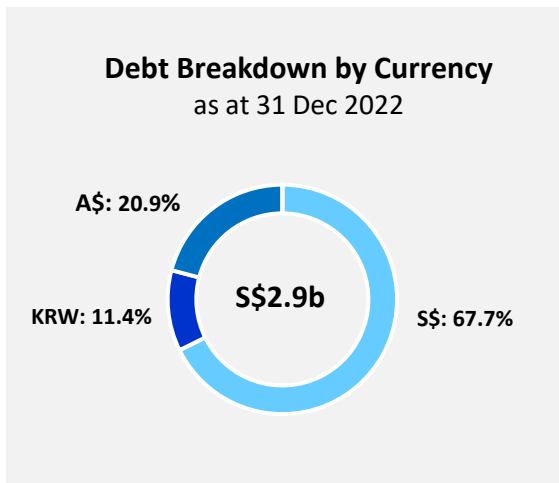
3. Excludes loss on derecognition of Basslink following the voluntary administration (S\$161.9m), one-off acquisition related cost incurred and expenses related to a fair value review exercise undertaken by Ixom following its acquisitions of assets and businesses (S\$6.5m), impairment loss on Ixom's assets mainly in relation to the cessation of operations of a long-term customer (S\$21.7m). Group EBITDA is S\$127.5m without the adjustments.

4. Includes annualised share of profits from Philippine Coastal based on equity accounting.

Capital Management

Well-diversified debt maturity profile

- Utilised \$580m of equity bridge loans (EBL) in 2022 to partially fund the acquisition of EMKH and investment in BKR2: To tap the debt and equity markets for repayment within the year
- Approx. 72% of floating interest rates hedged¹ as at 31 Dec 2022, 90% excluding EBL
 - a 100 bps change in interest rate would have an ~4% impact to FY 2022's Distributable Income; ~1% impact excluding EBL
- Optimised capital structure: City Energy obtained \$400m loan facility in Jan 2023
- Reviewing KMC's capital structure, including the \$700m sustainability-linked loan which will commence amortisation in 2023



1. Based on a consolidated group debt, including the EBL.
 2. The maturity of the Ixom RCF facility is in February 2024.

Growth Strategy



Maintain Focus on Growth and Strengthen Execution

Pathway underpinned by both organic and inorganic growth

Pursue Organic Growth

Strengthen and grow cashflow profile of existing portfolio



Grow existing businesses through **bolt-on acquisitions** and/or **expansion plans**



Optimisation of existing businesses and product offerings

Scale Up through Inorganic Growth

Focus on evergreen, yield accretive assets and businesses, leveraging secular growth trends



Energy Transition



Environmental



Renewables



Digital and Communications



Transportation



Social



Utilities



Transmission and Distribution

Leverage the OneKeppel Network



Leverage Keppel Ecosystem

to seek co-investment and/or incubation opportunities










Draw on Keppel's Development Capabilities
and strong operational track record

Maintain Focus on Growth and Strengthen Execution

Track record of transformative acquisitions paving the way for further near-term initiatives

Driving Organic Growth

Energy Transition		City Energy	 <ul style="list-style-type: none"> ✓ Continue to expand Electric Vehicle (EV) charging business ✓ Expand smart home solutions offerings
		European Onshore Wind Farm	 <ul style="list-style-type: none"> ✓ Committed investment in pipeline wind asset development as of 31 Dec 2022 S\$143m
Environmental Services		EMKH	<ul style="list-style-type: none"> ✓ Capitalise on EMKH's strong market position and industrial track record for capacity expansion and bolt-on acquisitions
Distribution & Storage		Philippine Coastal	<ul style="list-style-type: none"> ✓ Actively pursue expansion opportunities, including construction of new storage tanks in the Subic Bay Area, supporting an economic recovery
		Ixom	<ul style="list-style-type: none"> ✓ Complete strategic review of Ixom and near-term business pipeline projects

Pursuing Inorganic Growth

- **Actively pursue third party evergreen businesses and yield-accretive investments**
- **Focus on jurisdictions with well-developed legal frameworks:** focus on Tier 1 and 2 markets of developed APAC and EMEA; opportunistic in the US and the rest of the world

Near-term pipeline and growth catalyst



Acquire 100% economic interest in **Keppel Marina East Desalination Plant**



Complete **strategic review of Ixom** and near-term business pipeline projects



Potential investment in **up to 1,000MW** of Jinko Power's **solar farm and energy storage projects**



Explore 7 consented projects (503MW)¹ and 8 additional projects (660MW)¹ as part of the **European Onshore Wind Farm pipeline**

1. As of 31 Dec 2022. Consented projects are pipeline projects that obtained all permits. Additional projects include other onshore wind development projects in Sweden or the UK owned and controlled directly or indirectly 100% by FORAS which have a reasonable prospect of reaching FID within 5 years from the entry into the Subscription Agreement.

Leveraging OneKeppel Ecosystem for Sustainable Growth

Drawing on Keppel's strong development capabilities and operational track record

Key Milestones for FY2022 Beneficiary from OneKeppel Ecosystem



3

Co-Investments with
Keppel Entities



~S\$900m

Of Asset Growth
Generated

Leverage
OneKeppel
Ecosystem

Looking Ahead Increased Collaboration

- 1 Tap Keppel's network to drive **origination, execution and portfolio management**
- 2 Explore **co-investments with OneKeppel entities** to grow AUM
- 3 Access to visible pipeline of **infrastructure businesses and assets from the Keppel network**

Tap Opportunities with Strategic Partners

Thailand's largest private power
producer by market value

A global leader in
offshore wind power

One of the largest renewables
independent power producers in
Northern Europe

Leading clean energy supplier

Commitment to Sustainability

Sustainability at the Core

On track to achieve ESG targets



Expanded portfolio in the Energy Transition and Environmental Services segments

- Progressing with decarbonisation roadmap: carbon emission intensity reduced by 21% YoY to approx. 8,600 tCO₂e/\$m, an approx. 20% drop from 2019's level
- Increased exposure to renewables from 0% to approx. 10% of AUM as at 31 Dec 2022



Further leadership commitment to ESG

- Formed dedicated Board ESG Committee
- KIFM is a signatory to the UN-supported Principles for Responsible Investment, under the membership of Keppel Capital
- Greater transparency on climate-related risks and opportunities: progressive implementation of the Taskforce on Climate-related Financial Disclosures (TCFD) framework



Continue to promote workplace diversity and develop human capital

- Maintained at least 30% of female directors on the Board
- Achieved at least 75% in employee engagement score; achieved >23 training hours per employee
- Contributed > 1,000 volunteering hours, together with Keppel Capital

Advancing Sustainability, Driving Performance

Committed to achieving operational excellence that is led by our environmental, social and governance strategy and sustainability initiatives



2 WTE plants with a combined capacity to **treat approx. 40% of Singapore's incinerable waste**, and diverting waste from landfill



Capable of **processing up to 19% of desalinated water** and **36% of NEWater supply** in Singapore



Published KIT's first Sustainability Report for FY2016 in accordance with the Global Reporting Initiative (GRI) guidelines



Keppel Capital supports the United Nations (UN) Global Compact



KIT's first sustainability-linked loans for the Keppel Merlimau Cogen Plant



Align sustainability approach with nine out of 17 UN Sustainable Development Goals



Expanded reporting to include business air travel activities under Scope 3 emissions for FY2020



Formed dedicated Board Environmental, Social, and Governance (ESG) Committee



Set ESG targets



Alignment with the Task Force on Climate-Related Financial Disclosures

2022



2024

2030

Key environmental targets



30% carbon intensity reduction by 2030 from 2019 levels



Increase exposure to renewable energy by up to 25% of equity-adjusted AUM by 2030

2017

2020



2021



Continued Community Engagements

Uplifting communities wherever we operate

- Keppel Capital dedicated more than 1,000 volunteering hours to support community outreach efforts in FY 2022

Tree planting at the Labrador Nature Reserve, as part of Keppel's pledge to plant 10,000 trees in Singapore over the next 5 years to enhance biodiversity and beautify the city.



Resumed outings with beneficiaries from the Muscular Dystrophy Association (Singapore) (MDAS): Visited River Wonders and Art Science Museum; organised activities such as ice-cream making and year-end carnival



Thank You

www.kepinfratrust.com






Connect with us on: 










Additional Information



Portfolio Overview as at 31 Dec 2022

		Description	Customer and contract terms	Primary source of cash flows	Total Assets (S\$'m)
Energy Transition		City Energy Sole producer and retailer of piped town gas	Over 886,000 commercial and residential customers	Fixed margin per unit of gas sold, with fuel and electricity costs passed through to consumer	3,002.9
		Keppel Merlimau Cogen 1,300MW combined cycle gas turbine power plant	Capacity Tolling Agreement with Keppel Electric until 2030 with option for 10-year extension (land lease till 2035, with 30-year extension)	Fixed payments for meeting availability targets	
		Aramco Gas Pipelines Company Holds a 20-year lease and leaseback agreement over the usage rights of Aramco's gas pipelines network	20 years quarterly tariff from Aramco, one of the largest listed companies globally (A1 credit rating)	Quarterly tariff payments backed by a minimum volume commitment for 20 years with built in escalation	
		European Onshore Wind Platform Initial Portfolio of three wind farm assets in Sweden and Norway with a combined capacity of 258 MW	All electricity produced sold to local grid	Sale of electricity to the local grid	
		BKR2 A 465 MW operating offshore wind farm located in the North Sea off the coast of Germany	20-year power purchase agreement with Orsted till 2038	Operates under the German EEG 2014 with an attractive Feed-in-Tariff and guaranteed floor price till 2038	

Portfolio Overview as at 31 Dec 2022

		Description	Customer and contract terms	Primary source of cash flows	Total Assets (S\$'m)
Environmental Services		Senoko WTE Plant Waste-to-energy plant with 2,310 tonnes/day waste incineration concession	NEA, Singapore government agency - concession until 2024 (Singapore - AAA credit rating)	Fixed payments for availability of incineration capacity	1,262.9
		Tuas WTE Plant Waste-to-energy plant with 800 tonnes/day waste incineration concession	NEA, Singapore government agency - concession until 2034 (Singapore - AAA credit rating)	Fixed payments for availability of incineration capacity	
		Ulu Pandan NEWater Plant One of Singapore's largest NEWater plants, capable of producing 148,000m ³ /day ⁽¹⁾	PUB, Singapore government agency - concession until 2027 (Singapore - AAA credit rating)	Fixed payments for the provision of NEWater production capacity	
		SingSpring Desalination Plant Singapore's first large-scale seawater desalination plant, capable of producing 136,380m ³ /day of potable water	PUB, Singapore government agency - concession until 2025 (land lease till 2033) (Singapore - AAA credit rating)	Fixed payments for availability of output capacity	
		EMKH Leading integrated waste management services player in South Korea	Variety of customers including government municipalities and large industrial conglomerates	Payments from customers for delivery of products and provision of services based on agreed terms	
Distribution & Storage		Ixom Manufacturer and distributor of water treatment chemicals, industrial and specialty chemicals in Australia and New Zealand	Over 8,000 customers comprising municipals and blue-chip companies	Payments from customers for delivery of products and provision of services based on agreed terms	1,496.0
		Philippine Coastal The largest petroleum products storage facility in the Philippines, located in the tax-friendly Subic Bay Freeport Zone	Blue-chip customers	USD-denominated "take-or-pay" contracts with no direct exposure to petroleum price and volume risk	

Diversified Portfolio with Maiden Investment in the Middle East

Completed the investment in Aramco Gas Pipelines Company

- Part of a global consortium to acquire a 49% stake in Aramco Gas Pipelines Company, which holds a 20-year lease-and-lease-back agreement over the usage rights of Aramco's gas pipelines network
- Aramco Gas Pipelines Company will receive quarterly tariff payments backed by a minimum volume commitment from Aramco, which will retain full ownership and operational control of the gas pipelines network
- World's largest energy infrastructure deal in 2021, investing alongside leading infrastructure investors including BlackRock Real Assets and Saudi-based Hassana Investment Company

Investment merits:

- ✓ Invest in a strong and growing business backed by favourable gas demand dynamics
- ✓ Top-tier counterparty with strong operational track record
- ✓ Strongly contracted nature of investment with downside protection
- ✓ Supports the transition of the Saudi economy towards a more sustainable energy future
- ✓ Enhances resiliency of KIT's portfolio



Lease Perimeter

Aramco's gas pipelines and related critical assets

KIT's Equity Investment

US\$250m

Making Headway in the Renewable Energy Market in Europe

Attractive portfolio of windfarm assets across the Nordics and UK

- Acquired a 49% stake in onshore wind platform with KLP, MEAG and Keppel Corp
- Initial Portfolio with 258MW of operating projects and 1.2GW of pipeline potential¹ across the Nordics and UK
- Prudent transaction structure with attractive risk allocation, enabling KIT to further optimise its portfolio risk-adjusted returns
- Accretive investment that enhances cash flow resiliency

Key Terms of Proposed Investment

Seller	Fred. Olsen Renewables AS (FORAS), a strong and reputable operating partner
Equity Commitment	Investment of €160m (\$\$233.6m) for KIT and KRI, of which €58.7m (\$\$85.7m) for Initial Portfolio

1. As of 31 Dec 2022. FORAS is committed to inject, and investors are committed to invest in 49% of eligible FORAS pipeline projects, up to the FundCo capital commitment of EUR480m or within 5 years from the entry into the Subscription Agreement.
2. As of 31 Dec 2022. Consented projects are pipeline projects that obtained all permits.
3. As of 31 Dec 2022. Include other onshore wind development projects in Sweden or the UK owned and controlled directly or indirectly 100% by FORAS which have a reasonable prospect of reaching FID within 5 years from the entry into the Subscription Agreement.

Initial Portfolio

Lista, Norway	Högaliden, Sweden	Fäbodliden, Sweden
		
71.3 MW COD 2012	107.5 MW COD 2021	79.2 MW COD 2015

Consented portfolio²

7 Projects with combined capacity of 503MW, expecting to reach FID within next 3 years


Additional pipeline³

8 Additional eligible Projects with combined capacity of 660MW

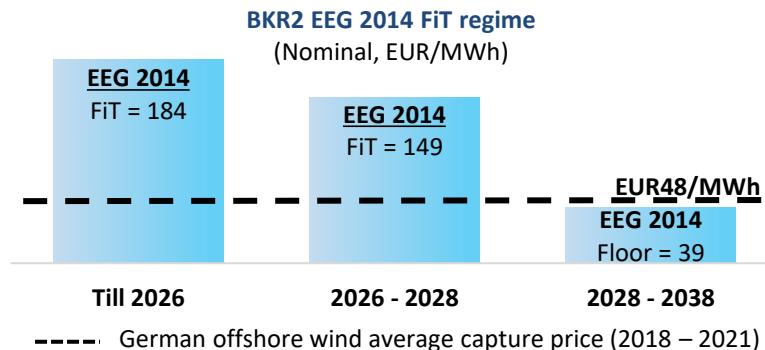
Increased Exposure in Renewables with Offshore Wind Investment

Well-located windfarm in Germany backed by an attractive Feed-In Tariff (FiT) regime

- Jointly investing with Keppel Corporation to acquire a 25%¹ stake in BKR2, a 465MW operating German offshore wind farm with a remaining useful life of 31 years² until 2053
- BKR2 is operated by Ørsted through a 20-year operation and maintenance (O&M) agreement until 2038: operational costs largely fixed, covering scheduled maintenance
- Located next to Wadden Sea where new wind farms are unlikely to be built as it is an UNESCO World Heritage site
- High wind resource availability in the North Sea: high capacity factor of >40% with low variability of <10% between P90 and P50



Fixed FiT underpinned by the German renewable energy law is significantly above the average wind capture price



Key Terms of Proposed Investment

Seller	Gulf Energy Development
Purchase Consideration	Total: €305.0m (\$\$445.3m) (KIT: €250.1m (\$\$365.1m))

- KIT will hold an effective stake of approx. 20.5% and Keppel Corporation will hold an effective stake of approximately 4.5% in the BKR2 wind farm through Keppel Renewable Investments (KRI). KRI is a wholly owned subsidiary of Keppel Corporation.
- Assuming successful extension of the initial 25-year offshore permit.
- Excluding acquisition and transaction costs.

Acquisition of a Leading Waste Platform in South Korea

Draw on proprietary expertise across Keppel ecosystem to value-add and grow EMKH

- Jointly acquired Eco Management Korea (EMKH) with Keppel entities; KIT holds 52% majority interest
- Rare opportunity to acquire a waste management platform of scale in South Korea
- Waste management market supported by strong tailwinds
- Capitalise on EMKH's strong market position and industrial track record for capacity expansion and pursue bolt-on acquisitions

Key Terms of Proposed Acquisition

Seller	IMM Investment and Korea Development Bank Private Equity
Purchase Consideration	Total: KRW 570.6b (approx S\$608.1m) KIT's interest: KRW 296.7b (approx S\$315.6m)

EMKH is a leading integrated waste management player in South Korea



Solid
3rd largest

incineration capacity in South Korea (419 tons/day)



Liquid
Largest

waste oil refining player in South Korea (154 tons/day)



Landfill
4th largest

landfill capacity in South Korea, and 2nd largest in Yeongnam area (capacity of ~1.5 million m³)

2H 2022: Distributable Income

S\$'000	Energy Transition	Environmental Services	Distribution & Storage	Corporate ¹	Group
Profit after tax	26,509	(7,550)	30,648	(56,780)	(7,173)
Add/(less) adjustments:					
Reduction in concession / lease receivables	28	31,005	-	-	31,033
Transaction costs in relation to acquisition ²	-	759	13,636	12,600	26,995
Tax paid	(1,053)	(1,566)	(11,066)	(2)	(13,687)
Maintenance capex	(7,459)	(2,714)	(15,148)	-	(25,321)
Non-cash interest	387	1,393	1,354	150	3,284
Income tax expense	2,198	(4,167)	14,676	(705)	12,002
Depreciation and amortisation	41,816	9,536	30,341	-	81,693
Share of results of joint venture	2,274	-	(2,625)	-	(351)
QPDS interest expenses to KIT	35,313	10,414	-	(45,727)	-
Perp securities holder	-	-	-	(13,687)	(13,687)
FFO from joint venture	6,582	-	3,837	-	10,419
Payment of upfront fee and legal fees	(200)	-	-	-	(200)
Other adjustments	(26,694)	(46)	(4,737)	68,353	36,876
NCI	(785)	-	(1,236)	-	(2,021)
Funds from Operations	78,916	37,064	59,680	(35,798)	139,862
Less: Mandatory debt repayment	-	(4,237) ³	(700)	-	(4,937)
Distributable Income	78,916	32,827	58,980	(35,798)	134,925

1. Comprises Trust expenses and distribution paid/payable to perpetual securities holders, management fees and financing costs

2. Due to one-off acquisition related cost incurred for new investments which are reversed through "Transaction costs in relation to acquisition" to reflect actual funds from operations

3. 100% of SingSpring debt repayment

2H 2021: Distributable Income

S\$'000	Energy Transition	Environmental Services	Distribution & Storage	Corporate ¹	Group
Profit/(loss) after tax	(33,448)	(1,373)	41,167	(129,694)	(123,348)
Add/(less) adjustments:					
Reduction in concession / lease receivables	24	30,096	-	-	30,120
Transaction costs in relation to acquisition ²	-	-	4,078	-	4,078
Tax paid	(2,011)	(1,591)	(7,988)	(7)	(11,597)
Maintenance capex	(10,173)	(10)	(16,324)	-	(26,507)
Non-cash interest	373	6	2,168	60	2,607
Income tax expense	(1,585)	(119)	13,230	(9)	11,517
Depreciation and amortisation	41,731	3,715	40,725	-	86,171
Share of results of joint venture	-	-	(1,136)	-	(1,136)
QPDS interest expenses to KIT	35,312	9,923	-	(45,235)	-
Perp securities holder	-	-	-	(13,685)	(13,685)
FFO from joint venture	-	-	4,935	-	4,935
Payment of upfront fee and legal fees	-	-	-	-	-
Other adjustments ⁵	(263)	145	1,299	162,240	163,421
NCI	1,325	(2,441)	(587)	-	(1,703)
Funds from Operations	31,285	38,351	81,567	(26,330)	124,873
Less: Basslink's FFO	-	-	(29,677) ³	-	(29,677)
Less: Mandatory debt repayment	-	(2,965) ⁴	(670)	-	(3,635)
Distributable Income	31,285	35,386	51,220	(26,330)	91,561

1. Comprises Trust expenses and distribution paid/payable to perpetual securities holders, management fees and financing costs

2. Due to one-off acquisition related cost incurred for Ixom acquisitions which are reversed through "Transaction costs in relation to acquisition" to reflect actual funds from operations at Ixom

3. Not dependent on Basslink's cash flows for distribution

4. 70% of SingSpring debt repayment

5. Other adjustments include loss on the derecognition of Basslink following its voluntary administration on 12 Nov 2021

FY2022: Distributable Income

S\$'000	Energy Transition	Environmental Services	Distribution & Storage	Corporate ¹	Group
Profit after tax	(4,064)	(9,523)	66,324	(55,566)	(2,829)
Add/(less) adjustments:					
Reduction in concession / lease receivables	54	61,848	-	-	61,902
Transaction costs in relation to acquisition ²	-	759	18,757	39,304	58,820
Tax paid	(2,062)	(3,082)	(34,754)	(5)	(39,903)
Maintenance capex	(12,538)	(2,764)	(25,429)	-	(40,731)
Non-cash interest	762	1,398	2,802	254	5,216
Income tax expense	3,062	(3,807)	26,856	202	26,313
Depreciation and amortisation	82,285	13,252	61,148	-	156,685
Share of results of joint venture	2,274	-	(6,661)	-	(4,387)
QPDS interest expenses to KIT	70,049	20,659	-	(90,708)	-
Perp securities holder	-	-	-	(27,150)	(27,150)
FFO from joint venture	6,582	-	8,311	-	14,893
Payment of upfront fee and legal fees	(200)	-	-	(758)	(958)
Other adjustments ⁴	(27,725)	24	(10,920)	68,352	29,731
NCI	(2,812)	-	(2,443)	-	(5,255)
Funds from Operations	115,667	78,764	103,991	(66,075)	232,347
Less: Mandatory debt repayment	-	(8,473) ³	(1,381)	-	(9,854)
Distributable Income	115,667	70,291	102,610	(66,075)	222,493

1. Comprises Trust expenses and distribution paid/payable to perpetual securities holders, management fees and financing costs

2. Due to one-off acquisition related cost incurred for new investments which are reversed through "Transaction costs in relation to acquisition" to reflect actual funds from operations

3. 100% of SingSpring debt repayment

4. Other adjustments include reversal of fair value gain on the investment in AGPC and impairment loss on the investment in Philippine Coastal

FY2021: Distributable Income

S\$'000	Energy Transition	Environmental Services	Distribution & Storage	Corporate ¹	Group
Profit/(loss) after tax	(59,400)	(2,390)	27,117	(98,707)	(133,380)
Add/(less) adjustments:					
Reduction in concession / lease receivables	46	60,400	-	-	60,446
Transaction costs in relation to acquisition ²	-	-	4,803	-	4,803
Tax paid	(4,008)	(3,018)	(19,064)	(39)	(26,129)
Maintenance capex	(13,603)	(31)	(25,783)	-	(39,417)
Non-cash interest	735	12	4,763	110	5,620
Income tax expense	160	(208)	15,974	9	15,935
Depreciation and amortisation	83,464	7,430	86,124	-	177,018
Share of results of joint venture	-	-	(885)	-	(885)
QPDS interest expenses to KIT	70,049	19,684	-	(89,733)	-
Perp securities holder	-	-	-	(21,531)	(21,531)
FFO from joint venture	-	-	8,697	-	8,697
Payment of upfront fee and legal fees	(248)	-	-	-	(248)
Other adjustments ⁵	(2,893)	264	39,379	162,689	199,439
NCI	74	(4,880)	(1,434)	-	(6,240)
Funds from Operations	74,376	77,263	139,691	(47,202)	244,128
Less: Basslink's FFO	-	-	(45,316) ³	-	(45,316)
Less: Mandatory debt repayment	-	(5,932) ⁴	(670)	-	(6,602)
Distributable Income	74,376	71,331	93,705	(47,202)	192,210

1. Comprises Trust expenses and distribution paid/payable to perpetual securities holders, management fees and financing costs

2. Due to one-off acquisition related cost incurred for Ixom acquisitions which are reversed through "Transaction costs in relation to acquisition" to reflect actual funds from operations at Ixom

3. Not dependent on Basslink's cash flows for distribution

4. 70% of SingSpring debt repayment

5. Other adjustments include fair value movements on long term interest rate hedge and loss on the derecognition of Basslink following its voluntary administration on 12 Nov 2021

FY2022: Businesses and Assets Results Summary

City Energy

SS'000	FY2022	FY2021	Change %
Revenue	389,528	321,356	21.2
Other income	1,780	1,735	2.6
Other (losses)/gains - net	(216)	73	N/M
Expenses			
Operating costs	(305,144)	(253,511)	20.4
Staff costs	(24,171)	(22,070)	9.5
Depreciation and amortisation	(3,824)	(3,396)	12.6
Finance costs	(30,613)	(30,600)	0.0
Profit before tax	27,340	13,587	>100.0
Income tax expense	(5,135)	(2,554)	>100.0
Net profit after tax	22,205	11,033	>100.0
Funds from operations attributable to KIT	40,274	30,528	31.9
EBITDA	61,578 ¹	47,447	29.8

KMC

SS'000	FY2022	FY2021	Change %
Revenue	132,226	132,272	(0.0)
Other income	66	46	42.1
Other (losses)/gains - net	(365)	19	N/M
Expenses			
Operating costs	(29,339)	(26,454)	10.9
Staff costs	-	-	-
Depreciation and amortisation	(78,461)	(80,068)	(2.0)
Finance costs	(98,474)	(98,642)	(0.2)
Loss before tax	(74,347)	(69,965)	6.3
Income tax credit	9,120	2,394	>100.0
Net loss after tax	(65,227)	(67,572)	(3.5)
Funds from operations attributable to KIT	43,114	43,848	(1.7)
EBITDA	105,402 ²	105,836	(0.4)

1. Exclude unrealized exchange gain (S\$0.2m)
2. Exclude unrealized exchange gain (S\$0.02m)

FY2022: Businesses and Assets Results Summary

Singapore waste and water assets

S\$'000	FY2022	FY2021	Change %
Revenue	103,249	91,932	12.3
Other income	739	1,403	(47.4)
Expenses			
Operating costs	(81,256)	(66,863)	21.5
Staff costs	-	-	-
Depreciation and amortisation	(7,465)	(7,430)	0.5
Finance costs	(21,478)	(21,641)	(0.8)
Loss before tax	(6,211)	(2,599)	>100.0
Income tax (expense)/credit	(1,077)	209	N/M
Net loss after tax	(7,288)	(2,390)	>100.0
Funds from operations attributable to KIT	80,744	77,263	4.5
EBITDA	22,490	26,444	(15.0)

EMKH

KRW'000,000	For the 2 months ended 31 Dec 2022
Revenue	19,372
Other income	575
Other (losses)/gains - net	(514)
Expenses	
Operating costs	(10,171)
Staff costs	(3,177)
Depreciation and amortisation	(5,398)
Finance costs	(7,327)
Loss before tax	(6,640)
Income tax credit	4,556
Net loss after tax	(2,084)
Funds from operations attributable to KIT	(1,846)
EBITDA	6,320 ¹

1. Exclude one-off acquisition related cost incurred during the period (KRW 513.4m)

FY2022: Businesses and Assets Results Summary

Ixom

A\$'000	FY2022	FY2021	Change %
Revenue	1,386,745	1,016,750	36.4
Other (expense)/income	192	2,111	(90.9)
Other (losses)/gains - net	465	(14,268)	N/M
Expenses			
Operating costs	(1,046,174)	(733,296)	42.7
Staff costs	(160,383)	(140,692)	14.0
Depreciation and amortisation	(63,583)	(69,627)	(8.7)
Finance costs	(27,298)	(23,909)	14.2
Profit before tax	89,964	37,069	>100.0
Income tax expense	(27,926)	(15,777)	77.0
Net profit after tax	62,038	21,292	>100.0
Funds from operations attributable to KIT	99,488	84,619	17.6
EBITDA	199,053 ¹	158,438	25.6

1. Exclude one-off acquisition related costs incurred (A\$19.5m), unrealized exchange gain (A\$0.6m) and gain on Ixom's divestment of Fiji business (A\$0.5m)

Important Notice

The information contained in this presentation is for information purposes only and does not constitute or form part of, and should not be construed as, any offer or invitation to sell or issue or any solicitation of any offer or invitation to purchase or subscribe for any units ("Units") in Keppel Infrastructure Trust ("KIT") or rights to purchase Units in Singapore, the United States or any other jurisdiction. This presentation is strictly confidential to the recipient, may not be reproduced, retransmitted or further distributed to the press or any other person, may not be reproduced in any form and may not be published, in whole or in part, for any purpose to any other person with the prior written consent of the Trustee-Manager (as defined hereinafter). This presentation should not, nor should anything contained in it, form the basis of, or be relied upon in any connection with any offer, contract, commitment or investment decision whatsoever and it does not constitute a recommendation regarding the Units.

The past performance of KIT is not necessarily indicative of its future performance. Certain statements made in this presentation may not be based on historical information or facts and may be "forward-looking" statements due to a number of risks, uncertainties and assumptions. Representative examples of these factors include (without limitation) general industry and economic conditions, interest rate trends, cost of capital and capital availability, competition from similar businesses and governmental and public policy changes, and the continued availability of financing in the amounts and terms necessary to support future business. Such forward-looking statements speak only as of the date on which they are made and KIT does not undertake any obligation to update or revise any of them, whether as a result of new information, future events or otherwise. Accordingly, you should not place undue reliance on any forward-looking statements.

Prospective investors and unitholders of KIT ("Unitholders") are cautioned not to place undue reliance on these forward-looking statements, which are based on the current view of Keppel Infrastructure Fund Management Pte. Ltd. (as trustee-manager of KIT) ("Trustee-Manager") on future events. No representation or warranty, express or implied, is made as to, and no reliance should be placed on, the fairness, accuracy, completeness or correctness of the information, or opinions contained in this presentation. The information is subject to change without notice, its accuracy is not guaranteed, has not been independently verified and may not contain all material information concerning KIT. The information set out herein may be subject to updating, completion, revision, verification and amendment and such information may change materially. The value of Units and the income derived from them may fall as well as rise. Units are not obligations of, deposits in, or guaranteed by, KIT, the Trustee-Manager or any of its affiliates and/or subsidiaries. An investment in Units is subject to investment risks, including the possible loss of the principal amount invested.

Investors have no right to request the Trustee-Manager to redeem their Units while the Units are listed. It is intended that Unitholders may only deal in their Units through trading on Singapore Exchange Securities Trading Limited ("SGX-ST"). Listing of the Units on SGX-ST does not guarantee a liquid market for the Units.

The information contained in this presentation is not for release, publication or distribution outside of Singapore (including to persons in the United States) and should not be distributed, forwarded to or transmitted in or into any jurisdiction where to do so might constitute a violation of applicable securities laws or regulations.

This presentation is not for distribution, directly or indirectly, in or into the United States. No Units are being, or will be, registered under the U.S. Securities Act of 1933, as amended ("Securities Act"), or the securities laws of any state of the U.S. or other jurisdiction and no such securities may be offered or sold in the U.S. except pursuant to an exemption from, or in a transaction not subject to, the registration requirements of the Securities Act and any applicable state or local securities laws. No public offering of securities is being or will be made in the U.S. or any other jurisdiction.