

# Phillip Securities Webinar

15 December 2022



# Outline

- Overview 3
- Advancing Sustainability 6
- 3Q 2022 Highlights 11
- Additional Information 21

## Constituent of:

**MSCI**  
MSCI Singapore  
Small Cap Index

**FTSE  
Russell**  
FTSE ST Large  
& Mid-Cap Index

## Awards and Accreditations:



# Overview



# Largest SGX-listed Diversified Infrastructure Business Trust

Providing exposure to the resilient and growing global infrastructure sector

**\$6.1b AUM<sup>1</sup>**

Portfolio of scale providing global access to attractive real assets

**12 evergreen businesses and concession assets**

underpinned by strong secular tailwinds

**10 mature economies**

Focused on investment grade jurisdictions with well-developed regulatory frameworks and strong sovereign credit ratings



## NORWAY and SWEDEN

### ENERGY TRANSITION

- European Onshore Wind Platform



## GERMANY

### ENERGY TRANSITION

- Borkum Riffgrund 2 (BKR2)



## SOUTH KOREA

### ENVIRONMENTAL SERVICES

- Eco Management Korea Holdings (EMKH)



## SINGAPORE

### ENERGY TRANSITION

- City Energy
- Keppel Merlimau Cogen Plant



### ENVIRONMENTAL SERVICES

- Senoko Waste-to-Energy (WTE) Plant
- Keppel Seghers Tuas WTE Plant
- Keppel Seghers Ulu Pandan NEWater Plant
- SingSpring Desalination Plant



## KINGDOM OF SAUDI ARABIA

### ENERGY TRANSITION

- Aramco Gas Pipelines Company



## THE PHILIPPINES

### DISTRIBUTION & STORAGE

- Philippine Coastal Storage & Pipeline Corporation (Philippine Coastal)



## AUSTRALIA & NEW ZEALAND

### DISTRIBUTION & STORAGE

- Ixom

Completed the acquisition of a 52% interest in EMKH in Oct 2022; Investment in BKR2 is expected to be completed in 4Q 2022.

1. As of 30 Sep 2022, including (i) the investment in the onshore wind assets in Sweden and Norway completed on 12 Sep 2022, (ii) the investment in EMKH announced on 8 Aug 2022, as well as (iii) the investment in the German Offshore Wind Farm announced on 12 Aug 2022. Excludes Basslink.

# Building the Infrastructural Foundation for a Sustainable Future

Refreshed business segments reinforce focus on sustainability



2 WTE plants with a combined capacity to **treat approx. 40% of municipal incinerable waste**, and diverting waste from landfill



Capable of **processing up to 16% of desalinated water** and **26% of NEWater supply in Singapore**



**Utilised 352,000 GJ of renewable energy** in 2021, equivalent to 4.4% of total energy consumption

# 3

## Business segments

### Energy Transition:

Supports the transition to a low-carbon economy

- City Energy
- Keppel Merlimau Cogen Plant
- Aramco Gas Pipelines Company
- European Onshore Wind Platform

### Environmental Services

Provides the essential services that protect human health and safeguard the environment

- Keppel Seghers Ulu Pandan NEWater Plant
- SingSpring Desalination Plant
- Senoko WTE Plant
- Keppel Seghers Tuas WTE Plant
- Eco Management Korea Holdings

### Distribution & Storage

Supports the circular economy, driving economic growth

- Ixom
- Philippine Coastal

# Advancing Sustainability

# ESG at the strategy core

Sustainability management is imperative to the continued success of KIT and its ability to create value

Committed to achieving operational excellence that is led by our environmental, social and governance strategy and sustainability initiatives



Published KIT's first Sustainability Report for FY2016 in accordance with the Global Reporting Initiative (GRI) guidelines



Keppel Capital supports the United Nations (UN) Global Compact



KIT's first sustainability-linked loans for the Keppel Merlimau Cogen Plant



Align sustainability approach with nine out of 17 UN Sustainable Development Goals



Expanded reporting to include business air travel activities under Scope 3 emissions for FY2020



Formed dedicated Board Environmental, Social, and Governance (ESG) Committee



Set ESG targets



Alignment with the Task Force on Climate-Related Financial Disclosures

2022



2024

2030

## Key environmental targets



30% carbon intensity reduction by 2030 from 2019 levels

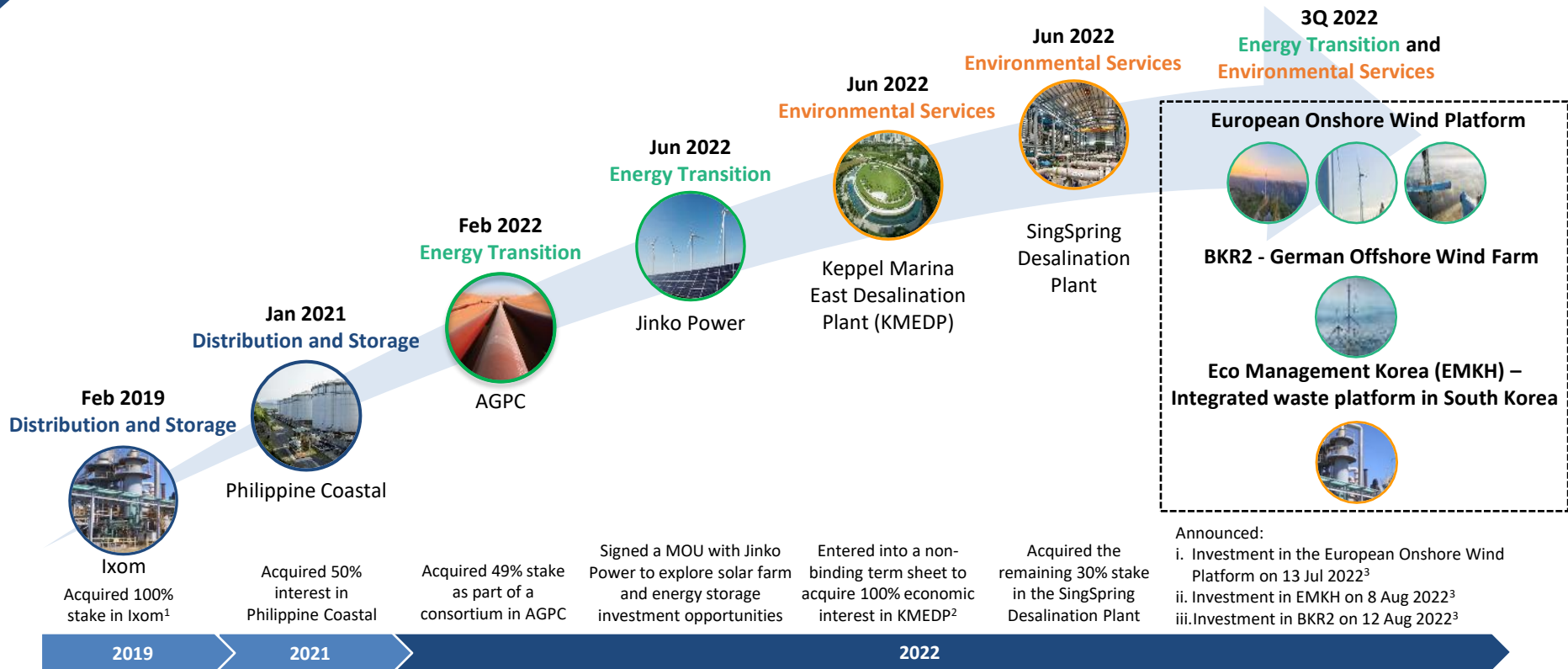


Increase exposure to renewable energy by up to 25% of equity-adjusted AUM by 2030



# Transformative acquisitions that align with KIT's growth strategy

Expanding presence to AA and AAA-rated countries in Europe and North Asia



1. Under strategic review to potentially unlock value to further KIT's growth and maximise long-term Unitholder returns.

2. Proposed acquisition of 50% stake in Marina East Water, owner of KMEDP. Transaction structure results in KIT becoming beneficiary of 100% economic interest in KMEDP.

3. Achieved Initial Completion of the European Onshore Wind Platform on 8 Sep 2022 and completed acquisition of EMKH on 20 Oct 2022; investment in BKR2 expected to be completed in 4Q 2022.



# Growing the Energy Transition and Environmental Service sectors

Accretive acquisitions that support long-term DIPU growth



|  | European Onshore Wind Platform  | BKR2 – German Offshore Wind Farm   | EMKH – Integrated Waste Platform  |
|--|---|--|---|
| <b>Description</b>                                 | <ul style="list-style-type: none"> <li>258MW operating onshore wind assets in Sweden and Norway, with 1.3GW<sup>1</sup> of pipeline opportunity across Sweden and the UK</li> </ul>   | <ul style="list-style-type: none"> <li>465MW operating offshore wind farm in the North Sea off the coast of Germany, an area with strong wind resource</li> </ul>  | <ul style="list-style-type: none"> <li>Leading integrated waste management player in South Korea</li> </ul>   |
| <b>Operating partner</b>                           | <ul style="list-style-type: none"> <li>Fred Olsen Renewables AS (FORAS): one of the largest renewables independent power producers in Northern Europe with 788MW of operating wind farms and ~3.5GW pipeline in Scandinavia &amp; UK as at 31 Mar 2022</li> </ul> | <ul style="list-style-type: none"> <li>Ørsted AS: the largest developer and operator of offshore wind farms in the world with 7.5GW installed capacity and ~3.5GW under construction as at 7 Jul 2022</li> </ul> | <ul style="list-style-type: none"> <li>In-house O&amp;M: best-in-class maintenance capabilities with value-add potential</li> </ul>   |
| <b>Key highlights</b>                              | <ul style="list-style-type: none"> <li>✓ Built-in growth potential through de-risked asset dropdowns from FORAS</li> </ul>  | <ul style="list-style-type: none"> <li>✓ Predictable cashflows substantially de-risked by FiT regime</li> <li>✓ Receives higher of the FiT or capture price</li> </ul>   | <ul style="list-style-type: none"> <li>✓ Evergreen business<sup>2</sup> with high barriers to entry, and increasing stricter regulations favoring incumbent players with scale</li> </ul> |
| <b>KIT equity contribution and effective stake</b> | <ul style="list-style-type: none"> <li>€131.2m (~\$191.6m)<sup>3</sup></li> <li>13.4%<sup>3</sup></li> </ul>  | <ul style="list-style-type: none"> <li>€250m (~\$365m)<sup>3</sup></li> <li>20.5%<sup>3</sup></li> </ul>   | <ul style="list-style-type: none"> <li>₩326b (~\$346m)</li> <li>52.0%</li> </ul>  |
| <b>Financing</b>                                   | Combination of internal sources of funds, equity and/or debt capital market issuances and/or external borrowings  |  |   |

1. As of 31 Mar 2022. FORAS is committed to inject and investors are committed to invest in 49% of eligible FORAS pipeline projects, up to the FundCo capital commitment of EUR480m or within 5 years from the entry into the Subscription Agreement.

2. Landfill business commenced in Jan 2022 with a useful life of approx. 10 years.

3. KIT invests as part of JVCo with KRI, where KIT contributes 82% share of the JVCo's required equity commitment. Total effective stake acquired by the JVCo is 16.3% in the European Onshore Wind Platform and 25.0% in BKR2.

# ESG Targets

Drive ESG performance and drive long-term value creation

## Environmental Stewardship

**Climate Change Adaptation:** Commit to implementing the TCFD Recommendations over the next 1-2 years

**Emissions:** Achieve 30% carbon intensity reduction by 2030 based on 2019 levels, with a commitment to work towards setting an absolute emissions reduction target in the longer term

**Energy:** Increase exposure to renewable energy by up to 25% of equity-adjusted AUM by 2030

**Environmental Protection:** Maintain zero incident of non-compliance with environmental laws and regulations

**Waste Management:** Divert at least 90% of waste from landfills annually; recover at least 70% of scrap metal from bottom ash annually

**Water:** Zero incidents of trade effluent discharge leading to regulatory actions

## Responsible Business

**Asset Quality and Safety:** Fulfil contractual obligations and minimise operational disruptions due to equipment or facility problems

**Corporate Governance:** Uphold strong corporate governance, robust risk management, as well as timely and transparent communications with stakeholders

**Economic Sustainability:** Build a resilient portfolio of assets and businesses that delivers long-term sustainable growth and Unitholder value

**Ethics and Integrity:** Maintain high standards of ethical business conduct and compliance best practices, with zero incident of fraud, corruption, bribery

**Cybersecurity and Data Privacy:** Uphold high standards of cybersecurity and data protection best practices through the Keppel Cybersecurity governance structure to minimise cyber attack incidents

**Sustainable Supply Chain Management:** Ensure that all major suppliers (providing products or services valued at \$200,000 or more in a calendar year) adopt responsible business practices

**Physical Security of Assets:** To achieve zero physical security breach affecting plant operations

## People and Community

**Employee Health and Wellbeing:** Maintain zero workplace fatalities

**Human Capital Management:** Achieve at least 20 hours of training hours per employee in 2022; achieve at least 75% in employee engagement score in 2022

**Diversity and Inclusion:** Maintain at least 30% female directors on the Board

**Community Development and Engagement:** Engage with local communities and contribute to Keppel Capital's target of >500 hours of staff volunteerism in 2022

## 3Q 2022 Highlights



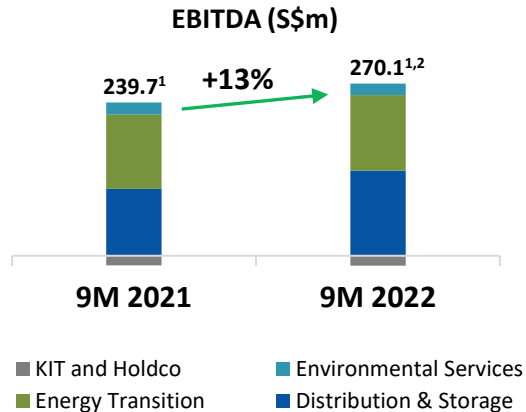
# 9M 2022 Highlights

Steady portfolio performance driven by robust operations and growth across the portfolio



## Stronger portfolio performance

Supported by higher contribution from Ixom and first distribution from Aramco Gas Pipelines Company (AGPC)



## Portfolio growth and optimisation

Enlarging footprint with investments in wind farm assets in Europe and leading waste platform in South Korea

AUM expected to increase to

# \$6.1b

30% increase from 30 Sep 2022, with the completion of new acquisitions in 4Q 2022

Redeploy capital for growth

## Unlocking value

Strategic review of Ixom on track for completion in 1H 2023



## Well-insulated from inflation

Strongly positioned against inflation with cost pass through mechanism and availability-based revenue model

Healthy net gearing

# 33.6%

Provide a comfortable debt headroom to support growth

Loans substantially hedged

# ~90.0%

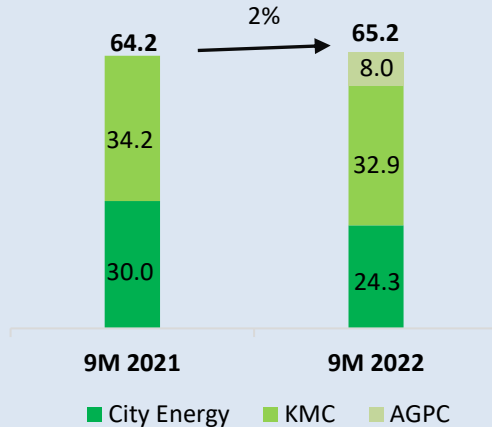
of floating interest rates hedged as at 30 Sep 2022

1. Excludes contribution from Basslink.

2. Excludes gain on Ixom's divestment of Fiji business (\$0.5m) and one-off acquisition related cost incurred for new investments (\$45.1m). Group EBITDA would be \$225.5m including these effects.

# Energy Transition

## Operational Cash Flows (OCF) (\$m)

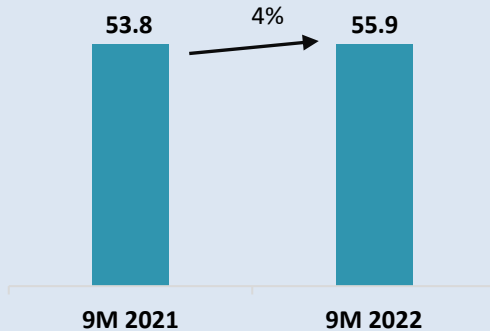


- Higher OCF with first distribution received from AGPC, partially offset by lower OCF from City Energy due mainly to higher upfront/ installation capex incurred with the expansion in customer base, as well as higher operating expenses

- Received first distribution from **AGPC** in 3Q 2022
- Completed 13.4% investment in the **European Onshore Wind Platform** comprising 3 wind farms with 258MW capacity across Sweden and Norway
- City Energy:**
  - Strengthening the core: customer base grew 1% YoY to 881,900 as at end-Sep 2022 with significant expansion from the F&B sector
  - Driving new growth engines: continue to grow the EV charging business with new sites secured; expanding suite of smart home solutions
- KMC:**
  - Achieved 97.7% contracted availability for 9M 2022
  - KMC has no tariff exposure to the Singapore wholesale electricity market and has no exposure to fluctuations in fuel prices

# Environmental Services

## Operational Cash Flows (OCF) (\$m)

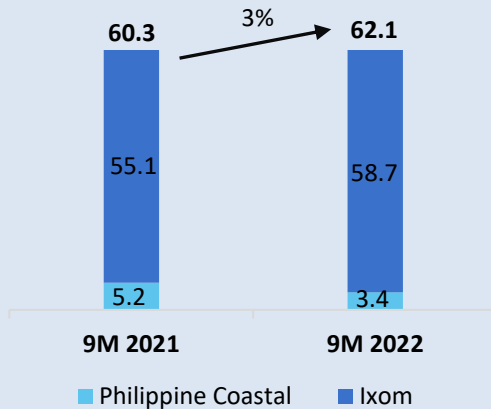


- Senoko WTE Plant
  - Keppel Seghers Tuas WTE Plant
  - Keppel Seghers Ulu Pandan NEWater Plant
  - SingSpring Desalination Plant
- Higher OCF due mainly to contractual economic benefits accruing to KIT from the acquisition of the remaining 30% stake in the SingSpring Desalination Plant

- Fulfilled contractual obligations and operations remained stable
- Signed MOU with Keppel Infrastructure to explore low carbon water solutions at the SingSpring Desalination Plant and the Ulu Pandan NEWater Plant
- Higher electricity costs at the Keppel Seghers Ulu Pandan NEWater Plant, offset by gains from energy efficiency at the SingSpring Desalination Plant which is fully passed through
- Senoko WTE Plant and Keppel Seghers Tuas WTE Plant generate their own electricity and have no exposure to energy price volatility
- Completed the acquisition of a 52% interest in Eco Management Korea Holdings, a leading integrated waste management platform in South Korea, in Oct 2022

# Distribution & Storage

## Operational Cash Flows (OCF) (\$m)



- Higher OCF from Ixom due mainly to continued strong performance across all business sectors
- Lower OCF from Philippine Coastal due mainly to higher capex incurred on tank conversion

### ▪ Ixom:

- Robust performance with healthy demand from all sectors; inorganic growth from bolt-on acquisitions
- Growing life science business with the acquisition of Pure Ingredients, a leading distributor of organic and natural ingredients in New Zealand
- Strategic review in progress, on track for conclusion by 1H 2023

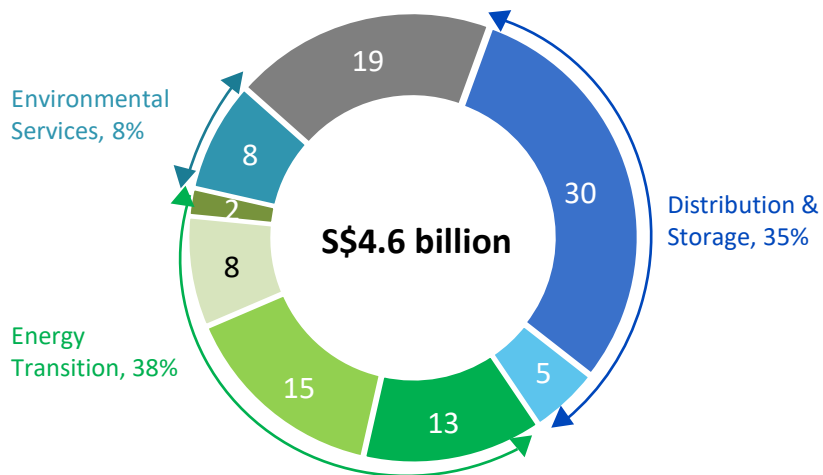
### ▪ Philippine Coastal:

- Utilisation rate of 81.0% as at end-Sep 2022, up from 78.3% as at end-Jun 2022; secured new contracts from key customers
- Utilisation rate is set to increase further upon the completion of tank conversion to support the increasing demand for economical grade gasoline and economic recovery post-COVID

# Portfolio Breakdown

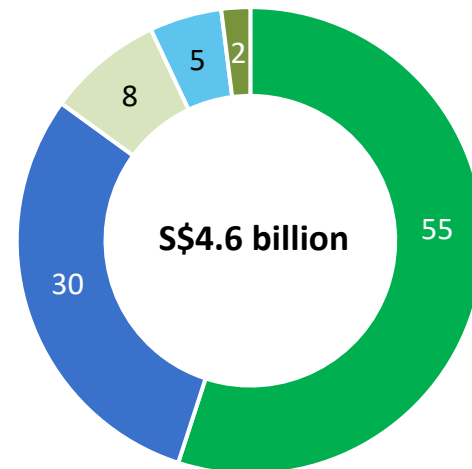
as at 30 Sep 2022

### By Businesses and Assets (%)



- Ixom
- City Energy
- Aramco Gas Pipelines Company
- Environmental Services
- Philippine Coastal
- KMC
- European Onshore Wind Platform
- Trust assets and non-controlling interest

### By Geography (%)



- Singapore
- Australia, New Zealand and other countries
- Kingdom of Saudi Arabia
- Philippines
- Europe



# Distributable Income

|   | 3Q 2022<br>S\$'000 | 3Q 2021<br>S\$'000 | +/(-) % | 9M 2022<br>S\$'000 | 9M 2021<br>S\$'000 | +/(-) % |
|---|--------------------|--------------------|---------|--------------------|--------------------|---------|
| <b>Energy Transition</b>                | <b>28,494</b>      | 21,140             | 34.8    | <b>65,245</b>      | 64,230             | 1.6     |
| - City Energy                           | <b>10,496</b>      | 10,321             | 1.7     | <b>24,264</b>      | 30,044             | (19.2)  |
| - Aramco Gas Pipelines Company          | <b>8,025</b>       | -                  | NM      | <b>8,025</b>       | -                  | NM      |
| - KMC                                   | <b>9,973</b>       | 10,819             | (7.8)   | <b>32,956</b>      | 34,186             | (3.6)   |
| <b>Environmental Services</b>           | <b>18,491</b>      | 17,817             | 3.8     | <b>55,955</b>      | 53,762             | 4.1     |
| <b>Distribution &amp; Storage</b>       | <b>18,500</b>      | 17,803             | 3.9     | <b>62,130</b>      | 60,288             | 3.1     |
| - Ixom                                  | <b>18,870</b>      | 16,340             | 15.5    | <b>58,707</b>      | 55,063             | 6.6     |
| - Philippine Coastal                    | <b>(370)</b>       | 1,463              | (125.3) | <b>3,423</b>       | 5,225              | (34.5)  |
| <b>Operational Cash Flows</b>           | <b>65,485</b>      | 56,760             | 15.4    | <b>183,330</b>     | 178,280            | 2.8     |
| <b>KIT and Holdco<sup>1</sup></b>       | <b>(15,371)</b>    | (12,052)           | (27.5)  | <b>(45,648)</b>    | (32,924)           | (38.6)  |
| <b>Distributable Income<sup>2</sup></b> | <b>50,114</b>      | 44,708             | 12.1    | <b>137,682</b>     | 145,356            | (5.3)   |





1. Comprises Trust expenses and distribution paid/payable to perpetual securities holders, management fees and financing costs. The higher costs were due to the issuance of the Series 2 perpetual securities on 9 Jun 2021 as well as the Series 3 and 4 Medium Term Notes on 1 Dec 2021 and 5 May 2022 respectively.
2. "Free Cash Flow to Equity" has been re-named to "Distributable Income (DI)", with no change to computation, i.e. DI is computed as Funds from Operations less mandatory debt repayment and other charges, credits or adjustments as deemed appropriate by the Trustee-Manager.

NM: Not Meaningful

# Balance Sheet

## Building a strong balance sheet to support growth plans

- Comfortable debt headroom for growth: S\$0.5b to 45% net gearing level
- Undrawn committed credit facilities: S\$211m

|   |   |
|---|---|
|  | <b>Net gearing</b><br>33.6%                   |
|  | <b>Weighted average interest rate</b><br>2.7% |
|  | <b>Net debt / EBITDA</b><br>4.3x              |
|  | <b>Loans hedged</b><br>~90.0%                 |

| Balance Sheet (S\$'m)          | 30 Sep 2022        | 31 Dec 2021        |
|--------------------------------|--------------------|--------------------|
| <b>Cash</b>                    | 442                | 817                |
| <b>Borrowings</b>              | 2,005              | 1,730              |
| <b>Net debt</b>                | 1,563              | 913                |
| <b>Total assets</b>            | 4,647              | 4,501              |
| <b>Total liabilities</b>       | 2,979              | 2,761              |
| <b>Annualised Group EBITDA</b> | 360 <sup>1,2</sup> | 318 <sup>2,3</sup> |

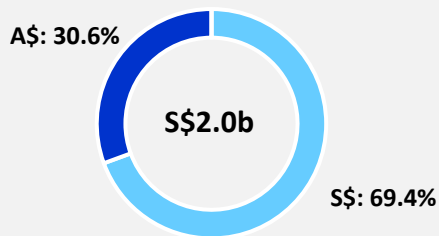
1. Excludes gain on Ixom's divestment of Fiji business (S\$0.5m) and one-off acquisition related cost incurred for new investments (S\$45.1m). Group annualised EBITDA would be S\$315.4m without the adjustments.
2. Includes annualised share of profits from Philippine Coastal, based on equity accounting.
3. Excludes loss on derecognition of Basslink following the voluntary administration (S\$161.9m), one-off acquisition related cost incurred and expenses related to a fair value review exercise undertaken by Ixom following its acquisitions of assets and businesses (S\$6.5m), impairment loss on Ixom's assets mainly in relation to the cessation of operations of a long-term customer (S\$21.7m). Group EBITDA is S\$127.9m without the adjustments.

# Capital Management

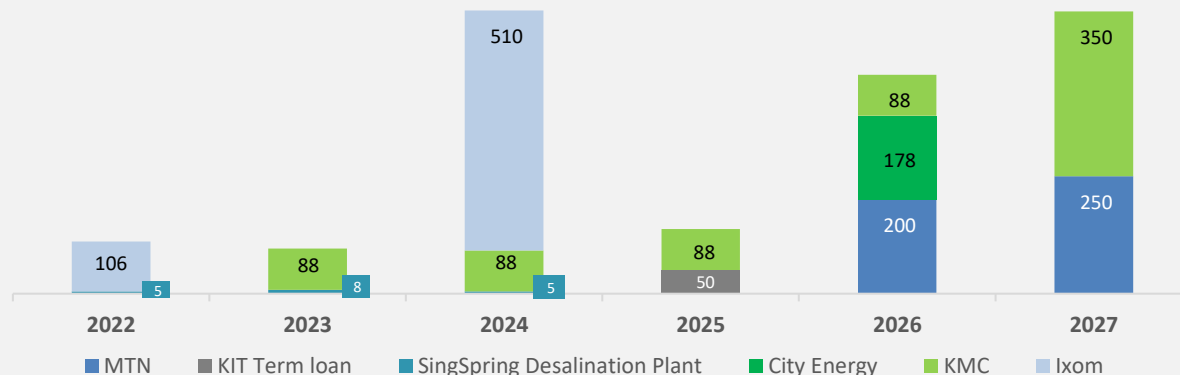
## Well-diversified debt maturity profile

- Secured S\$290m of bridge facility in Sep 2022, which will be drawn in 4Q 2022 to partially fund the acquisition of EMK in South Korea
- Mitigated impact of currency fluctuations: 67% of foreign distributions hedged<sup>1</sup>
- Weighted average term to maturity of 3.0 years for debt profile<sup>1</sup>
- With 90% hedged<sup>2</sup>, a 100 bps change in interest rate would have an approx. 1% impact to 9M 2022's Distributable Income

**Debt Breakdown by Currency**  
as at 30 Sep 2022



**Debt Maturity Profile**  
as at 30 Sep 2022 (S\$'m)



1. As at 30 Sep 2022.

2. Based on a consolidated basis.



Thank You

[www.kepinfratrust.com](http://www.kepinfratrust.com)











Connect with us on: 



# Additional Information



# Portfolio Overview as at 30 Sep 2022

|                        |   | Description   | Customer and contract terms   | Primary source of cash flows  |
|------------------------|---|---|---|---|
| Energy Transition      |    | <b>City Energy</b><br>Sole producer and retailer of piped town gas  | Over 860,000 commercial and residential customers   | Fixed margin per unit of gas sold, with fuel and electricity costs passed through to consumer         |
|                        |    | <b>Keppel Merlimau Cogen</b><br>1,300MW combined cycle gas turbine power plant  | Capacity Tolling Agreement with Keppel Electric until 2030 with option for 10-year extension (land lease till 2035, with 30-year extension) | Fixed payments for meeting availability targets   |
|                        |    | <b>Aramco Gas Pipelines Company</b><br>Holds a 20-year lease and leaseback agreement over the usage rights of Aramco's gas pipelines network                        | 20 years quarterly tariff from Aramco, one of the largest listed companies globally (A1 credit rating)                                      | Quarterly tariff payments backed by a minimum volume commitment for 20 years with built in escalation |
|                        |    | <b>European Onshore Wind Platform</b><br>Initial Portfolio comprising three wind farm assets in Sweden and Norway   | All electricity produced sold to local grid   | Sale of electricity to the local grid   |
| Environmental Services |    | <b>Senoko WTE Plant</b><br>Waste-to-energy plant with 2,310 tonnes/day waste incineration concession  | NEA, Singapore government agency - concession until 2024 (Singapore - AAA credit rating)  | Fixed payments for availability of incineration capacity  |
|                        |    | <b>Tuas WTE Plant</b><br>Waste-to-energy plant with 800 tonnes/day waste incineration concession  | NEA, Singapore government agency - concession until 2034 (Singapore - AAA credit rating)  | Fixed payments for availability of incineration capacity  |
|                        |    | <b>Ulu Pandan NEWater Plant</b><br>One of Singapore's largest NEWater plants, capable of producing 148,000m <sup>3</sup> /day <sup>(1)</sup>                        | PUB, Singapore government agency - concession until 2027 (Singapore - AAA credit rating)  | Fixed payments for the provision of NEWater production capacity                                       |
|                        |    | <b>SingSpring Desalination Plant</b><br>Singapore's first large-scale seawater desalination plant, capable of producing 136,380m <sup>3</sup> /day of potable water | PUB, Singapore government agency - concession until 2025 (land lease till 2033) (Singapore - AAA credit rating)                             | Fixed payments for availability of output capacity  |
| Distribution & Storage |   | <b>Ixom</b><br>Manufacturer and distributor of water treatment chemicals, industrial and specialty chemicals in Australia and New Zealand                           | Over 8,000 customers comprising municipals and blue-chip companies  | Payments from customers for delivery of products and provision of services based on agreed terms      |
|                        |  | <b>Philippine Coastal</b><br>The largest petroleum products storage facility in the Philippines, located in the tax-friendly Subic Bay Freeport Zone                | Blue-chip customers   | USD-denominated "take-or-pay" contracts with no direct exposure to petroleum price and volume risk    |

# Diversified Portfolio with Maiden Investment in the Middle East

## Completed the investment in Aramco Gas Pipelines Company

- Part of a global consortium to acquire a 49% stake in Aramco Gas Pipelines Company, which holds a 20-year lease-and-lease-back agreement over the usage rights of Aramco's gas pipelines network
- Aramco Gas Pipelines Company will receive quarterly tariff payments backed by a minimum volume commitment from Aramco, which will retain full ownership and operational control of the gas pipelines network
- World's largest energy infrastructure deal in 2021, investing alongside leading infrastructure investors including BlackRock Real Assets and Saudi-based Hassana Investment Company

### Investment merits:

- ✓ Invest in a strong and growing business backed by favourable gas demand dynamics
- ✓ Top-tier counterparty with strong operational track record
- ✓ Strongly contracted nature of investment with downside protection
- ✓ Supports the transition of the Saudi economy towards a more sustainable energy future
- ✓ Enhances resiliency of KIT's portfolio



|                                |  |
|--------------------------------|--|
| <b>Lease Perimeter</b>         | Aramco's gas pipelines and related critical assets |
| <b>KIT's Equity Investment</b> | US\$250m   |

# Making Headway in the Renewable Energy Market in Europe

Attractive portfolio of windfarm assets across the Nordics and UK


- Jointly investing with KLP, MEAG and Keppel Corp to acquire 49% stake in onshore wind platform
- Initial Portfolio with 258MW of operating projects and 1.3GW of pipeline potential<sup>1</sup> across the Nordics and UK
- Prudent transaction structure with attractive risk allocation, enabling KIT to further optimise its portfolio risk-adjusted returns
- Accretive investment that enhances cash flow resiliency

## Key Terms of Proposed Investment

|                          |  |
|--------------------------|--|
| <b>Seller</b>            | Fred. Olsen Renewables AS (FORAS), a strong and reputable operating partner                                |
| <b>Equity Commitment</b> | Proposed Investment of €160m (S\$233.6m) for KIT and KRI, of which €58.7m (S\$85.7m) for Initial Portfolio |

1. As of 31 Mar 2022. FORAS is committed to inject, and investors are committed to invest in 49% of eligible FORAS pipeline projects, up to the FundCo capital commitment of EUR480m or within 5 years from the entry into the Subscription Agreement.
2. As of 31 Mar 2022. Consented projects are pipeline projects that obtained all permits.
3. Based on current expectations.
4. As of 31 Mar 2022. Include other onshore wind development projects in Sweden or the UK owned and controlled directly or indirectly 100% by FORAS which have a reasonable prospect of reaching FID within 5 years from the entry into the Subscription Agreement.

## Initial Portfolio

| Lista,<br>Norway  | Högaliden,<br>Sweden  | Fäbodliden,<br>Sweden   |
|---|---|---|
|  |  |  |
| 71.3 MW<br>COD 2012   | 107.5 MW<br>COD 2021  | 79.2 MW<br>COD 2015   |

## Consented portfolio<sup>2</sup>

**5** Projects with combined capacity of 305MW, expecting to reach FID within next 3 years<sup>3</sup>

## Additional pipeline<sup>4</sup>


**10** Additional eligible Projects with combined capacity of 955MW



# Deepen Exposure in Renewables with Offshore Wind Investment

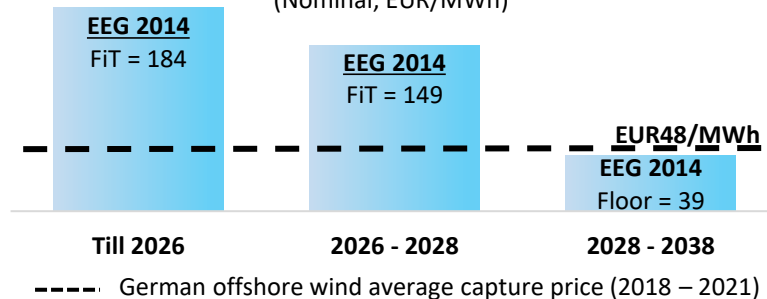
Well-located windfarm in Germany backed by an attractive Feed-In Tariff (FiT) regime

- Jointly investing with Keppel Corporation to acquire a 25%<sup>1</sup> stake in BKR2, a 465MW operating German offshore wind farm with a remaining useful life of 31 years<sup>2</sup> until 2053
- BKR2 is operated by Ørsted through a 20-year operation and maintenance (O&M) agreement until 2038: operational costs largely fixed, covering scheduled maintenance
- Located next to Wadden Sea where new wind farms are unlikely to be built as it is an UNESCO World Heritage site
- High wind resource availability in the North Sea: high capacity factor of >40% with low variability of <10% between P90 and P50



Fixed FiT underpinned by the German renewable energy law is significantly above the average wind capture price

**BKR2 EEG 2014 FiT regime**  
(Nominal, EUR/MWh)



## Key Terms of Proposed Investment

|                               |  |
|-------------------------------|--|
| <b>Seller</b>                 | Gulf Energy Development  |
| <b>Purchase Consideration</b> | Total: €305.0m (\$\$445.3m) <sup>3</sup> (KIT: €250.1m (\$\$365.1m))   |
| <b>Expected Completion</b>    | 4Q 2022, subject to customary closing conditions precedents, including merger clearance and foreign direct investment clearance approvals from Germany |

1. KIT will hold an effective stake of approx. 20.5% and Keppel Corporation will hold an effective stake of approximately 4.5% in the BKR2 wind farm through Keppel Renewable Investments (KRI). KRI is a wholly owned subsidiary of Keppel Corporation.
2. Assuming successful extension of the initial 25-year offshore permit.
3. Excluding acquisition and transaction costs. Based on EUR/SGD of 1.46.

# Proposed Acquisition of a Leading Waste Platform in South Korea

Draw on proprietary expertise across Keppel ecosystem to value-add and grow EMK

- Jointly investing with Keppel entities to acquire Eco Management Korea (EMK), with KIT holding 52% majority interest
- Rare opportunity to acquire a waste management platform of scale in South Korea
- Strategic expansion into a waste management market supported by strong tailwinds
- Capitalise on EMK's strong market position and industrial track record for capacity expansion and pursue bolt-on acquisitions

## Key Terms of Proposed Acquisition

|                               |   |
|-------------------------------|---|
| <b>Seller</b>                 | IMM Investment and Korea Development Bank Private Equity  |
| <b>Purchase Consideration</b> | Total: KRW 626.1b (approx S\$666.1m <sup>1</sup> )<br>KIT's interest: KRW 325.6b (approx S\$346.4m <sup>1</sup> ) |

1. Based on an exchange rate of S\$1 : KRW 940.

EMK is a leading integrated waste management player in South Korea



**Solid**  
**3rd largest**

incineration capacity in South Korea (404 tons/day)



**Liquid**  
**Largest**

waste oil refining player in South Korea (154 tons/day)



**Landfill**  
**4<sup>th</sup> largest**

landfill capacity in South Korea, and 2<sup>nd</sup> largest in Yeongnam area

# Leveraging Sponsor Network for Growth

Signed term sheet with KIH to acquire 50% stake in the Keppel Marina East Desalination Plant




## Key Terms of Proposed Acquisition

|                          |  |
|--------------------------|--|
| Enterprise Value         | Approx. S\$355 million   |
| KIT's Economic Interest  | 100%   |
| Expected Completion      | To sign definitive agreements in 4Q 2022, subject to authority approvals |
| Operations & Maintenance | Marina East Water O&M Pte. Ltd., a wholly owned subsidiary of KIH        |

## Keppel Marina East Desalination Plant:

- ✓ **Singapore's fourth desalination plant:** Commenced commercial operations in Jun 2020 and has a 25-year concession till 2045, with National Water Agency, PUB
- ✓ **Singapore's first and only large-scale dual mode plant,** which can treat seawater or rainwater drawn from the Marina Reservoir
- ✓ Capable of producing 137,000 cubic metres (about 30 million gallons) of fresh drinking water per day



# Exploring Renewable Opportunities in APAC and EMEA Markets

Signed MOU with Jinko Power to jointly explore solar farm and energy storage projects

- Jinko Power to identify up to 1,000MW of developmental and operational assets in key developed markets of APAC, Europe and the Middle East for KIT's consideration
- Aligns with ESG target to increase exposure to renewable energy by up to 25% of KIT's equity-adjusted AUM by 2030
- Strong counterparty: Jinko Power is one of China's largest independent solar power producer companies with a proven track record of developing, financing and constructing photovoltaic solar projects globally
- KIT and Jinko will enter into separate investment agreements to acquire and hold the respective assets through special purpose vehicles



# Important Notice

The information contained in this presentation is for information purposes only and does not constitute or form part of, and should not be construed as, any offer or invitation to sell or issue or any solicitation of any offer or invitation to purchase or subscribe for any units ("Units") in Keppel Infrastructure Trust ("KIT") or rights to purchase Units in Singapore, the United States or any other jurisdiction. This presentation is strictly confidential to the recipient, may not be reproduced, retransmitted or further distributed to the press or any other person, may not be reproduced in any form and may not be published, in whole or in part, for any purpose to any other person with the prior written consent of the Trustee-Manager (as defined hereinafter). This presentation should not, nor should anything contained in it, form the basis of, or be relied upon in any connection with any offer, contract, commitment or investment decision whatsoever and it does not constitute a recommendation regarding the Units.

The past performance of KIT is not necessarily indicative of its future performance. Certain statements made in this presentation may not be based on historical information or facts and may be "forward-looking" statements due to a number of risks, uncertainties and assumptions. Representative examples of these factors include (without limitation) general industry and economic conditions, interest rate trends, cost of capital and capital availability, competition from similar businesses and governmental and public policy changes, and the continued availability of financing in the amounts and terms necessary to support future business. Such forward-looking statements speak only as of the date on which they are made and KIT does not undertake any obligation to update or revise any of them, whether as a result of new information, future events or otherwise. Accordingly, you should not place undue reliance on any forward-looking statements.

Prospective investors and unitholders of KIT ("Unitholders") are cautioned not to place undue reliance on these forward-looking statements, which are based on the current view of Keppel Infrastructure Fund Management Pte. Ltd. (as trustee-manager of KIT) ("Trustee-Manager") on future events. No representation or warranty, express or implied, is made as to, and no reliance should be placed on, the fairness, accuracy, completeness or correctness of the information, or opinions contained in this presentation. The information is subject to change without notice, its accuracy is not guaranteed, has not been independently verified and may not contain all material information concerning KIT. The information set out herein may be subject to updating, completion, revision, verification and amendment and such information may change materially. The value of Units and the income derived from them may fall as well as rise. Units are not obligations of, deposits in, or guaranteed by, KIT, the Trustee-Manager or any of its affiliates and/or subsidiaries. An investment in Units is subject to investment risks, including the possible loss of the principal amount invested.

Investors have no right to request the Trustee-Manager to redeem their Units while the Units are listed. It is intended that Unitholders may only deal in their Units through trading on Singapore Exchange Securities Trading Limited ("SGX-ST"). Listing of the Units on SGX-ST does not guarantee a liquid market for the Units.

The information contained in this presentation is not for release, publication or distribution outside of Singapore (including to persons in the United States) and should not be distributed, forwarded to or transmitted in or into any jurisdiction where to do so might constitute a violation of applicable securities laws or regulations.

This presentation is not for distribution, directly or indirectly, in or into the United States. No Units are being, or will be, registered under the U.S. Securities Act of 1933, as amended ("Securities Act"), or the securities laws of any state of the U.S. or other jurisdiction and no such securities may be offered or sold in the U.S. except pursuant to an exemption from, or in a transaction not subject to, the registration requirements of the Securities Act and any applicable state or local securities laws. No public offering of securities is being or will be made in the U.S. or any other jurisdiction.